





Planetary Exploration



In this lesson you will be guided to do the following things

-  Interpret and describe the mood of music
-  Select visual images that convey (show) this mood and justify your choice
-  Use the features of report writing to describe
-  Synthesize and present ideas using interactive media (Glogster)



Get ready for an adventure of vision and sound!

1. Type the following address into your web-browser. I will give you an activation key. On the top right hand corner, select 'login' write the user name and password on your activation key in the space provided below

Web Address (URL): <http://www.glogster.com/login/>

Username:

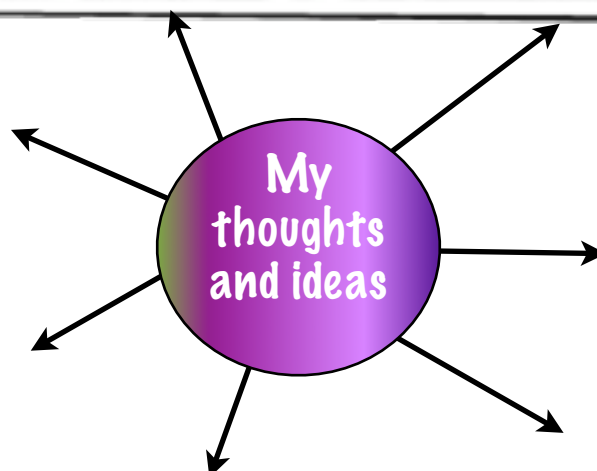
Password:

2. Up on the top toolbar select file > new window to open another browser window.

3. Type this web address in the new browser

Web Address (URL): <http://planetaryexploration.wikispaces.com/>

4. Once this has opened click the musical notes to listen to the piece of music we are studying, in the space below record words, feelings, colours, animals, settings that the music makes you think of.



5. Now we are going to listen to the music again, while you listen look through the art books provided and select an artist/painting that best interprets the music. Look for paintings that you think show the mood of the music.

6. Now you have chosen your Painting, click on the painting link on the Wiki page you opened to access the music previously. Here is the address if you have accidentally closed it.

Web Address <http://planetaryexploration.wikispaces.com/>

7. Return to your Glogster account opened at the beginning and create a page that 'interprets' the music by Gustav Holsts. Your page needs to include the following.

- a title
- a link to the music
- a brief description of the music, instruments you can hear and how the elements of music create mood.

Remember the elements are...

- dynamics - loud and soft
- pitch - high and low
- tempo - fast and slow
- timbre - the colour of the music
- texture - thin or thick
- rhythm - the pattern of the beats

- a copy of the painting, an explanation of why you chose this painting to 'interpret the music'.

There is an example for you to look at under the music and art link on your wiki page.

Have fun exploring!

